

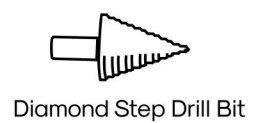



Get high on your Success

**tools**  
recommended



01

**saw off the tip of the knee**

Using a saw, saw off the the tip of the knee. You can use a saw or a grinder.

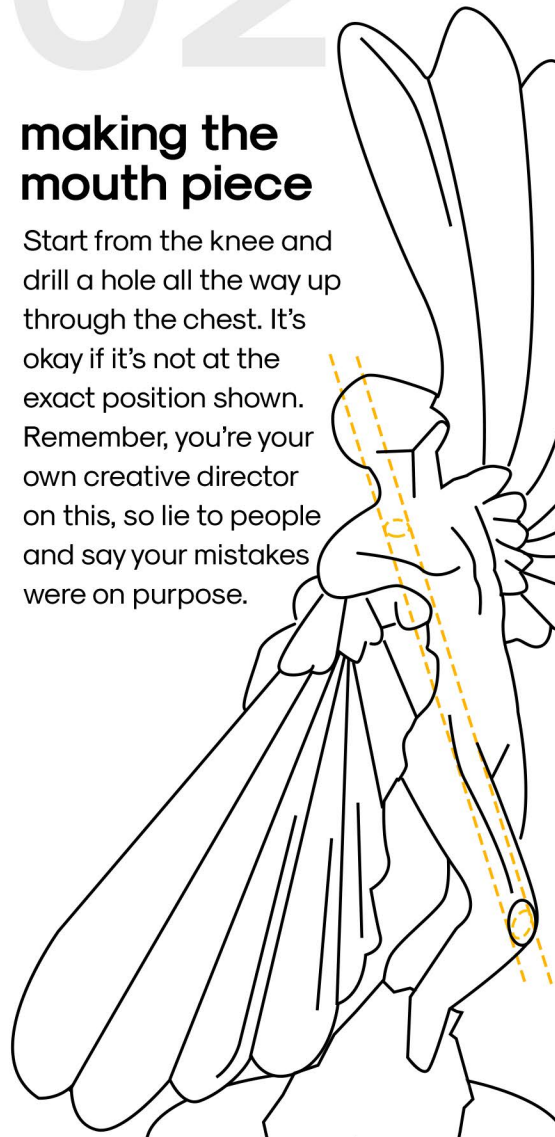


Congrats on the LIA award! Well deserved from perseverance and hard work. Lucky for you this won't be as hard. Eye it out, and trust your own preference. Enjoy the full benefits from your award.

02

**making the mouth piece**

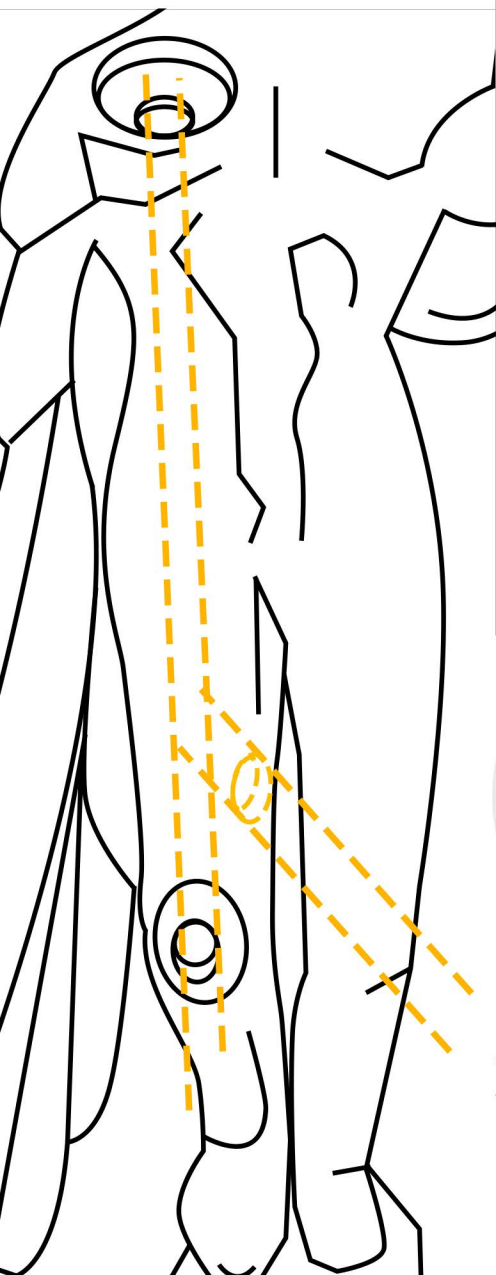
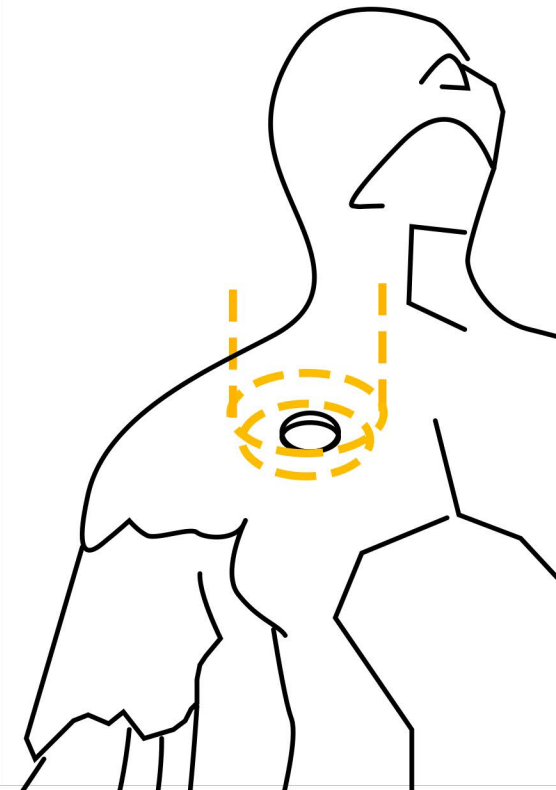
Start from the knee and drill a hole all the way up through the chest. It's okay if it's not at the exact position shown. Remember, you're your own creative director on this, so lie to people and say your mistakes were on purpose.



03

**make the bowl hole**

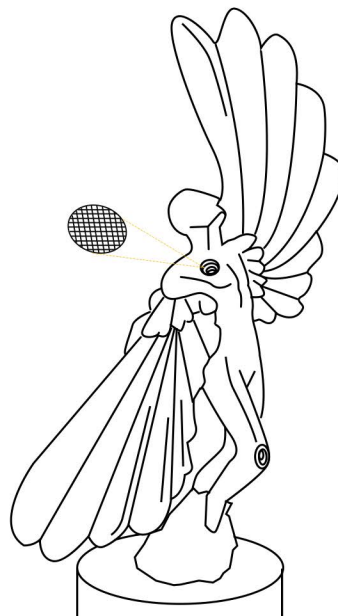
Using a Diamond Step Drill bit, make the hole in the chest bigger. Go by your own preference on how deep you want the hole



04

**make the carb**

Drill a hole with the hole saw bit (1/2 ) and stop as soon as you hit pipe.



05

**you get the rest**

I recommend using a mesh to smoke so your not inhaling ash.