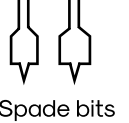
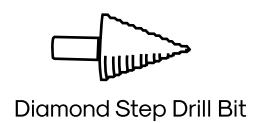


Congrats on the Effie Award. Well deserved from perseverance and hard work. Lucky for you this won't be as hard. Eye it out, and trust your own preference. Enjoy the full benefits from your award.

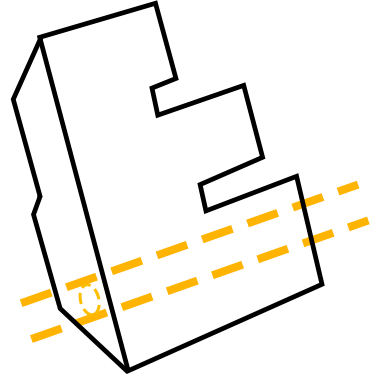
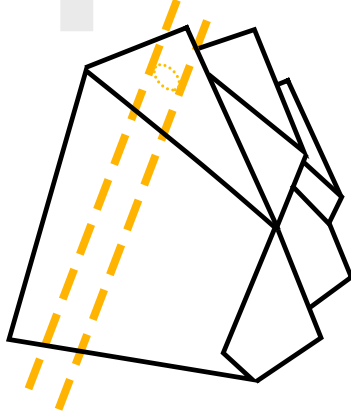
tools
recommended



01

make the pipe

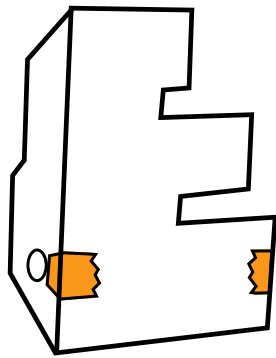
Using a regular bit (bigger preferred), drill from the top to the bottom.



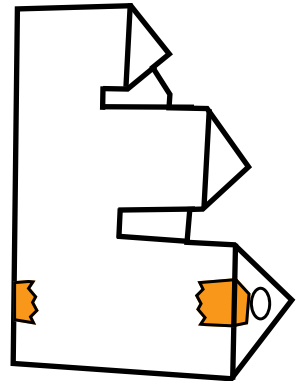
02

let's make helpful markers

Using bright tape (painter's tape is recommended), put them on top of the hole, and put the remaining tape on the face so you can see how they align



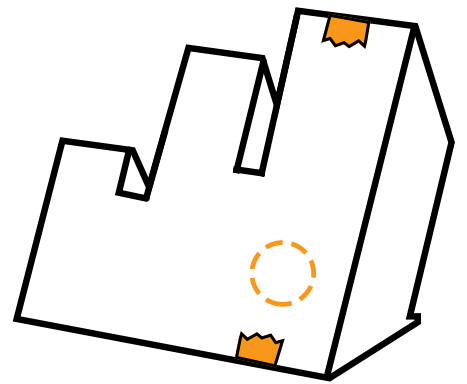
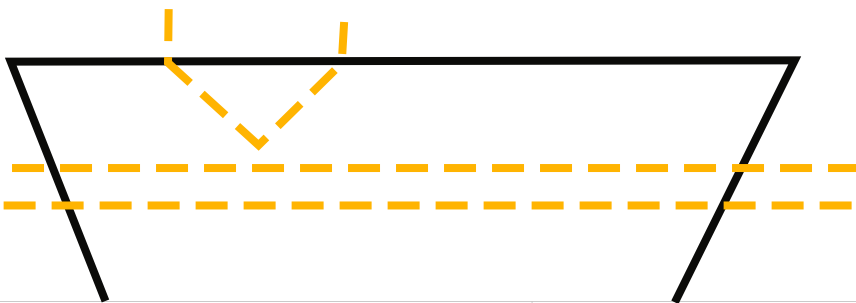
It's okay if the line isn't perfectly straight.



03

make bowl hole

Using the Diamond step drill bit drill through where you want your bowl hole to be. Try to stop as soon as you think you hit the cross pipe.



04

bowl howl pt2

Using a regular bit (bigger preferred) drill through the Bowl hole and the pipe it crosses with.



05

you get the rest

I recommend using a mesh to smoke so your not inhaling ash, also use a straw if it gets wierd trying to pull.

